



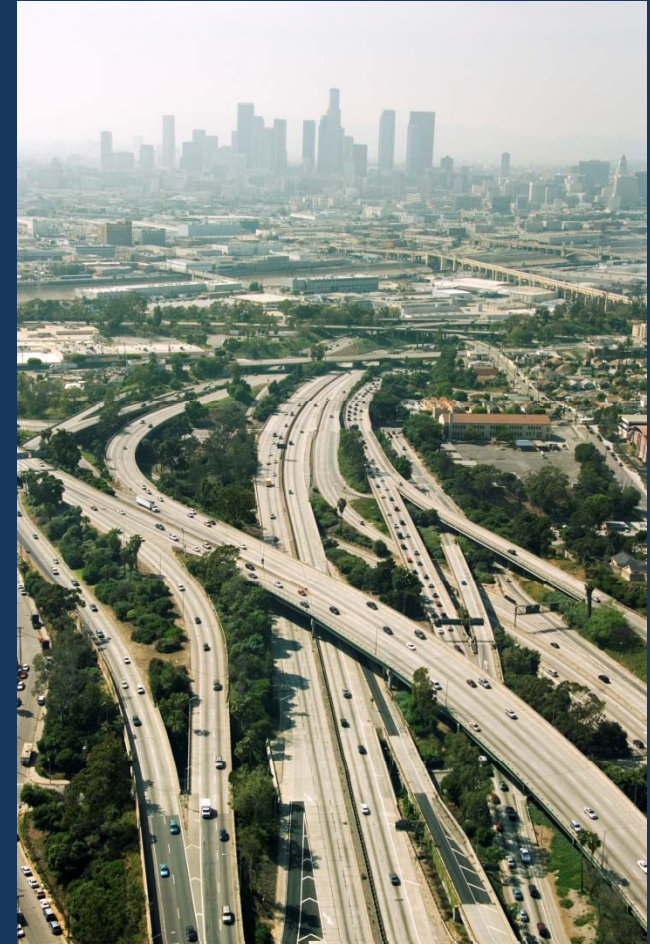
MOMENTUM

metro[®] The Next Generation of Metro



A Region Without Metro?

- More cars on the road
- New beltways
- More lanes for river crossings
- More parking spaces
- More congestion
- More money spent on auto expenses
- Poorer air quality





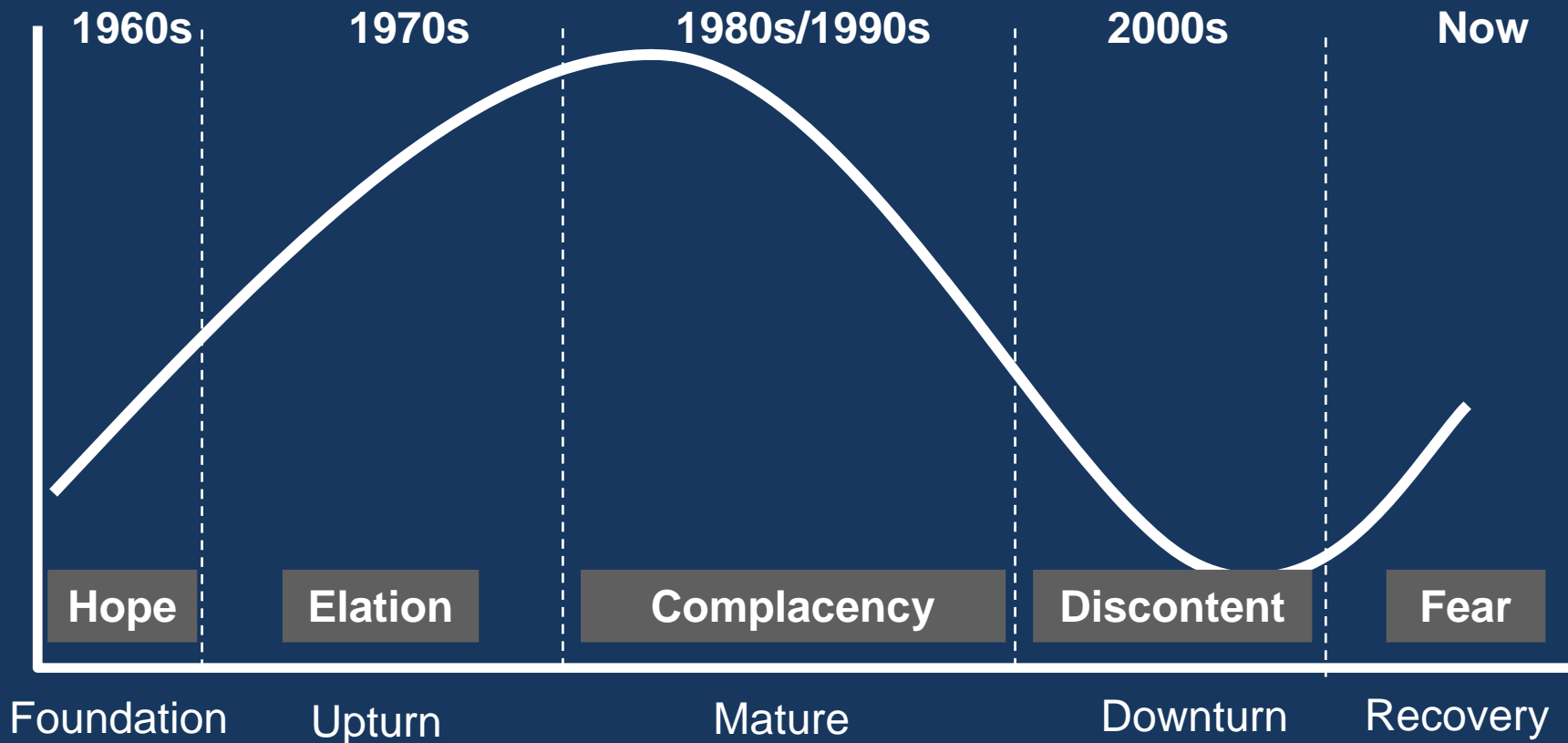
Metro Means Business

- Businesses near Metro- better access to employees and customers
- Job growth: four times higher at Metro stations than region
- 54% of the region's two million jobs are within ½ mile of Metro
- Proximity to Metrorail increases property value by 7-9%





Where are we now?





Challenges/Risks

- Age of the system
- Reliance on Metro's core
- Changing travel patterns
- Unsustainable cost drivers
- Planning for and serving people with disabilities
- Long-term sustainable funding to maintain and grow
 - Sequestration





What If We Do Nothing?

- Threats to safety
- More delays, service disruptions and crowded conditions
- More congested highways as regional growth will outpace Metro investment
- Reduced overall quality of life
- Harms region's competitive advantage –talent, jobs, and investment dollars





Rebuilding the Foundation

Metro Forward: \$5 billion, six-year investment program





Why Momentum?

It's About Choices

- Core of rail system is already strained
- Some buses, platforms and railcars are standing room only
- No funding for any expansion beyond the Silver Line
- Region will face unprecedented growth
 - 30% increase in population
 - 40% increase in employment





The Way Forward

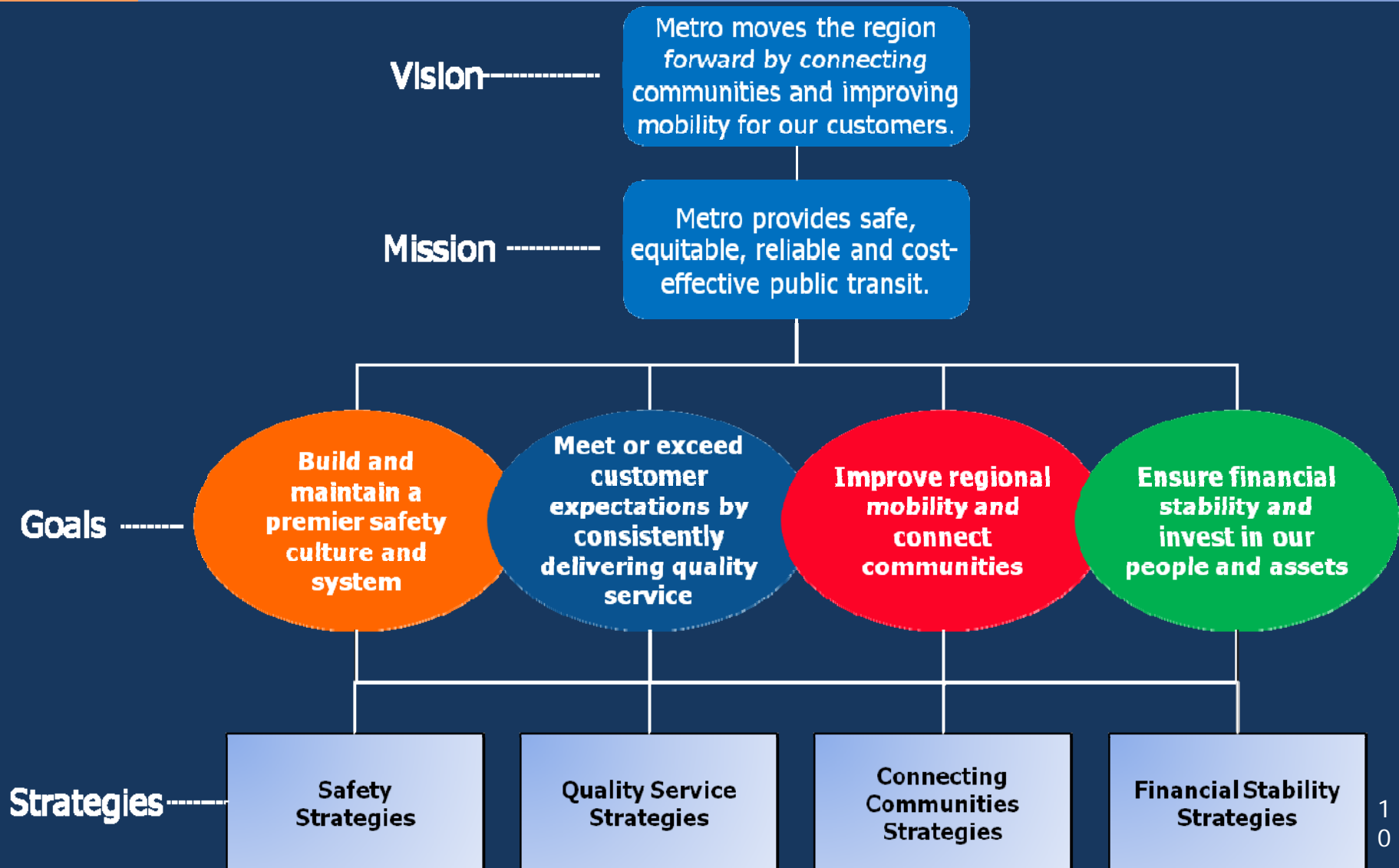
Strategic Goals:

- ✓ Build and maintain a premier safety culture and system
- ✓ Meet or exceed customer expectations by consistently delivering quality service
- ✓ Improve regional mobility and connect communities
- ✓ Ensure financial stability and invest in our people and assets





Momentum Framework





Goal 1: Build and Maintain a Premier Safety Culture and System

Strategies:

- Fix and maintain the system
- Create a shared climate of safety
- Expect the unexpected
- Prepare for extreme weather





Goal 2: Meet or Exceed Customer Expectations by Consistently Delivering Quality Service

Strategies:

- Become a self-service system
- Focus on the customer
- Fix it first and fast
- Be on-time
- Make it easy to plan, pay, & ride

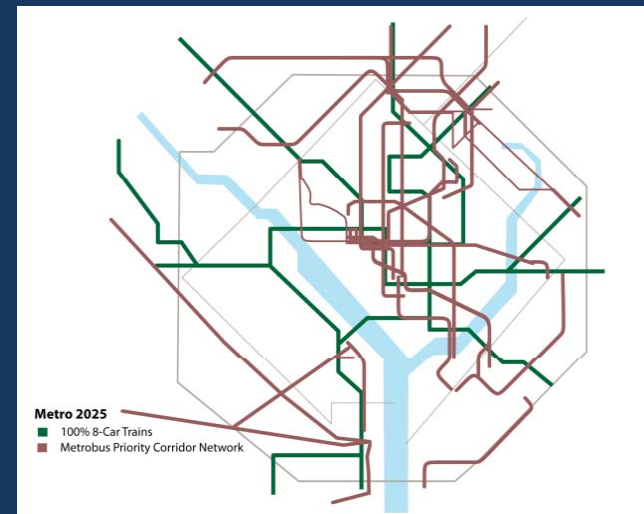




Goal 3: Improve Regional Mobility and Connect Communities

Strategies:

- Be the region's transit leader
- Maximize what we have
- Enhance access
- Expand for the future
- Support the region's economic competitiveness





Goal 4: Ensure Financial Stability and Invest in Our People and Assets

Strategies:

- Add new sources of predictable funding
- Invest for the long-term
- Increase efficiency and lower costs
- Be green
- Recruit and keep the best

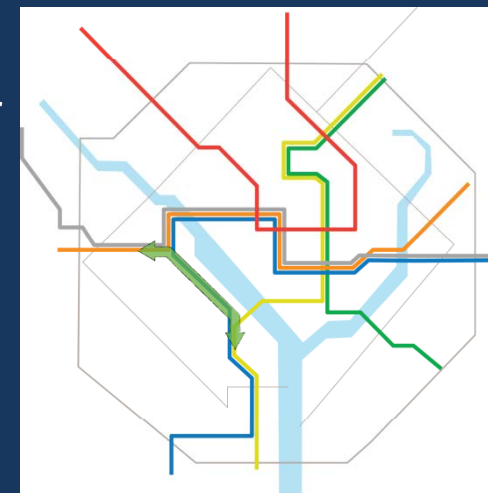
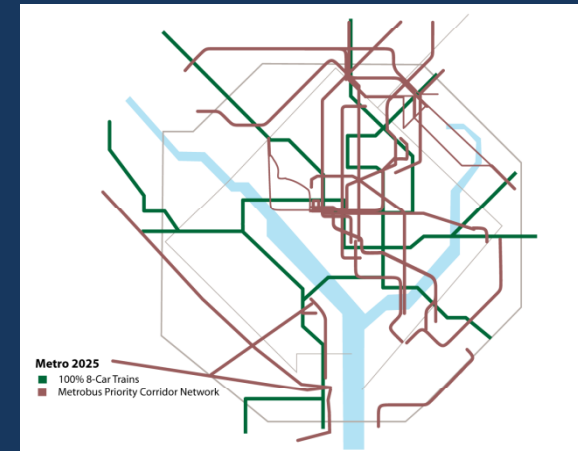




Metro 2025: Maximize What We Have

Investments:

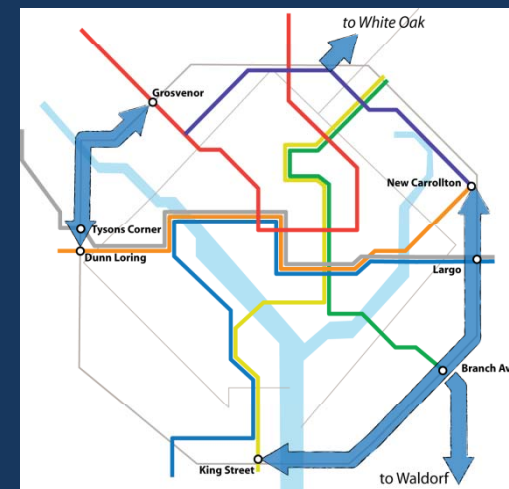
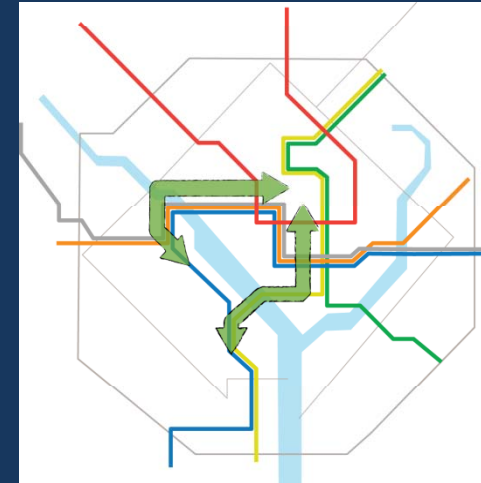
- Run 100% 8-car trains
- Complete Metrobus Priority Corridor Network
- Improve core system capacity and throughput
- Provide next-generation trip planning information to the regional transit customer
- Add pocket tracks and interlockings
- Prepare for bus service growth in emerging corridors
- Add infrastructure to increase service between key rail stations





Transit 2040: Expand the System

- Complete Regional Transit System Plan (RTSP)
- Evaluate potential new Metrorail lines in the core
- Evaluate potential extensions
- Extend high quality surface transit
- Evaluate potential for cross-Potomac streetcar and commuter rail connections
- Improve commuter rail/bus frequency and span of service



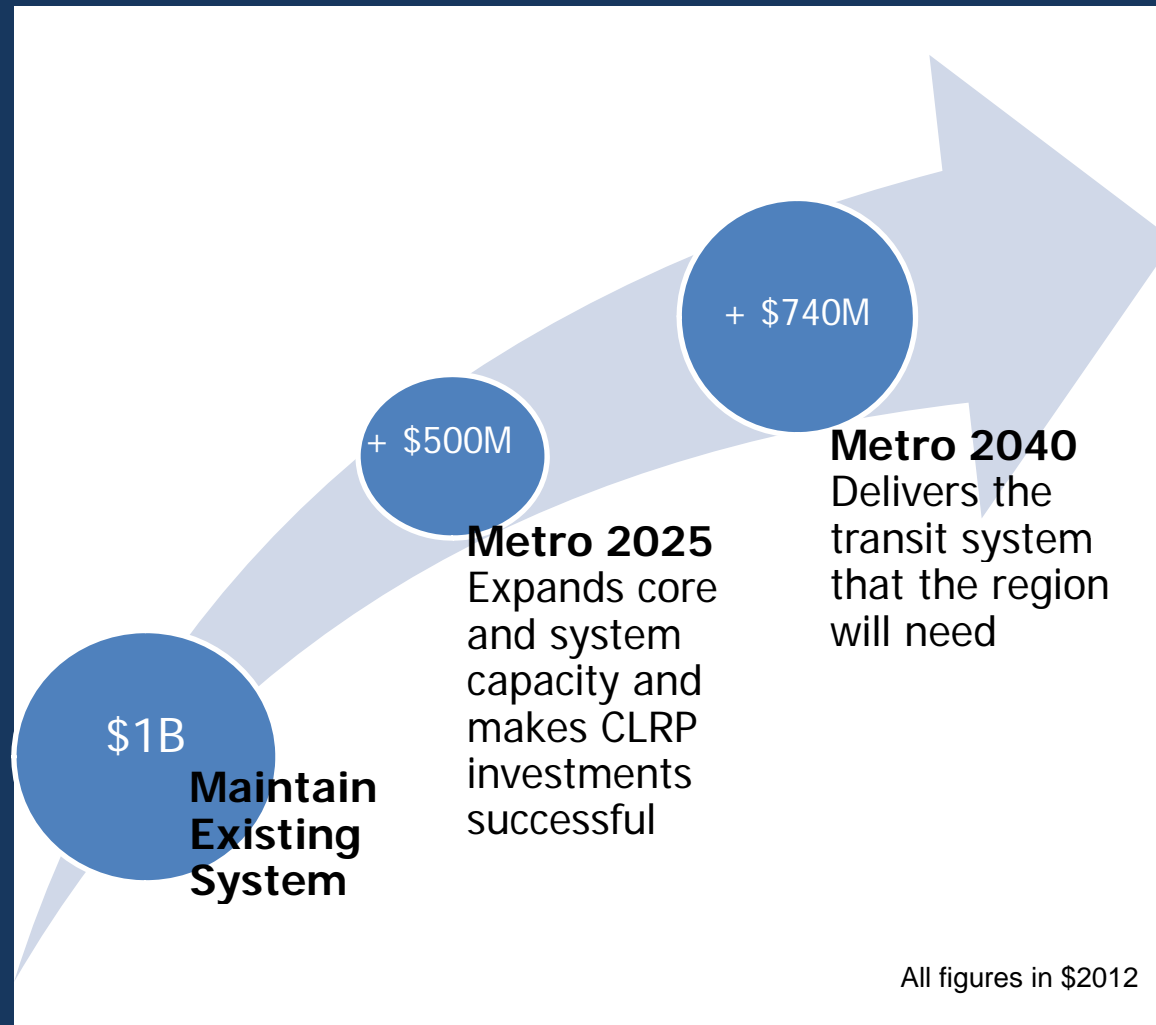


Impact of Investing in the System

Element	Initiative	Benefit
100% 8-car Trains (including station improvements)	Metro 2025	35% increase in peak hour/direction capacity Current rail system has adequate capacity until 2040
Priority Corridor Network (PCN)	Metro 2025	Adds 100K riders to the regional bus network
Next generation communications infrastructure	Metro 2025	Convenient and compelling customer experience Attractive to potential future regional transit riders
New Connections for Existing Lines	Metro 2025	Reduced transfer volumes at key stations and strengthens intra-jurisdictional service
Regional Transit System Plan (RTSP)	Metro 2040	\$37B in additional property value = \$477M in annual real estate tax revenue (\$2012)
		10% decrease in congestion = \$488M annually in savings
		11 million fewer gallons of gas consumed annually = \$169 million annual savings
		45,000 fewer parking spaces = \$870M in savings



Momentum's Order of Magnitude Annual Capital Funding Needs





MOMENTUM

metro[®] The Next Generation of Metro